



PP-KG FORMSTÜCKE VON BT
WANDSTÄRKE SN8
WANDSTÄRKE SN4





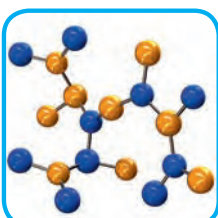
EINSATZGEBIET

Formstücke für erdverlegte, drucklose
Abwasserkanäle und -leitungen (PP)



NENNRINGSTEIFIGKEIT

S16=SN4, S13,3=SN8



MATERIALBEZEICHNUNG

PP-Copolymer mit hohem E-Modul (PPHM)



FARBEN

Grün, Sonderfarben auf Anfrage



NORM

DIN EN 1852-1-2003 Anwendung UD
DIN EN 1852-1-2009 Anwendung UD



DICHTRINGSYSTEM

HB-Fix Dichtung



ZULASSUNG

S16=SN4 in Deutschland,
S13,3=SN8, Zulassung beantragt



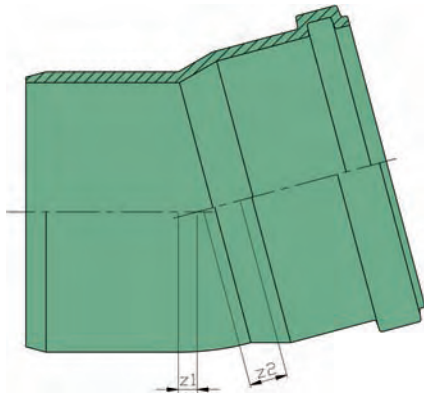
DURCHMESSER

DN/OD 110mm - 315mm



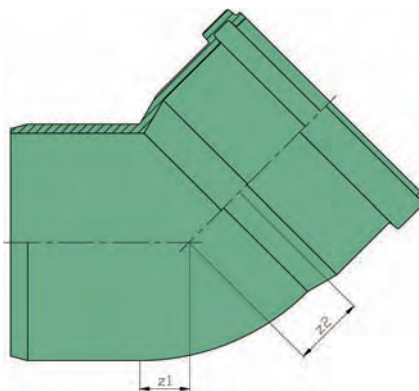
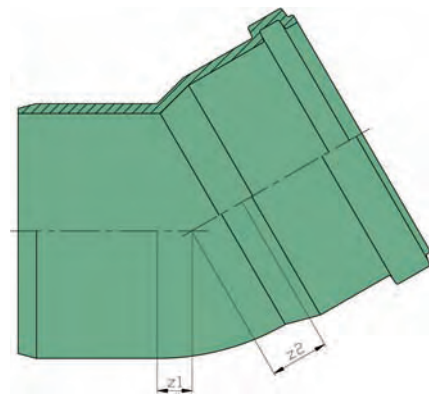
VERPACKUNGSARTEN

Kartons auf Einwegpalette



PPGB-BOGEN 15° S 13,3=SN8		
DN/OD	z1	z2
mm	mm	mm
125	12	24
200	16,5	36

PPGB-BOGEN 30° S 13,3=SN8		
DN/OD	z1	z2
mm	mm	mm
125	20	32
200	30,5	50

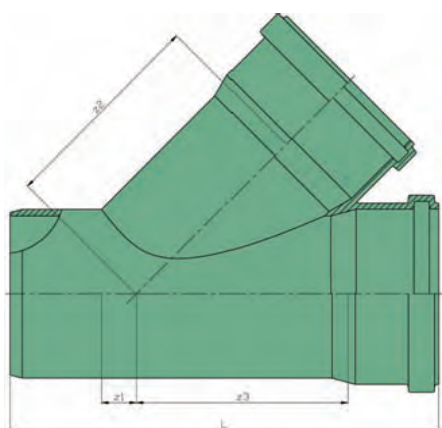
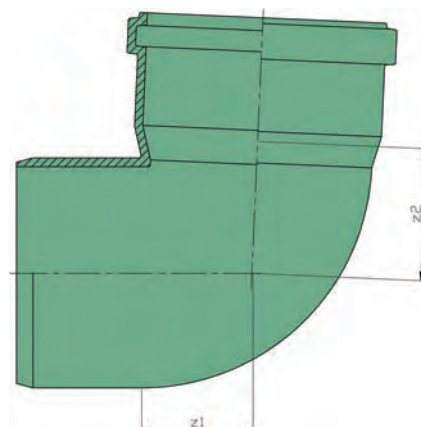


PPGB-BOGEN 45° S 13,3=SN8		
DN/OD	z1	z2
mm	mm	mm
125	29	41
200	45,5	65

PP-KG FORMSTÜCKE VON BT

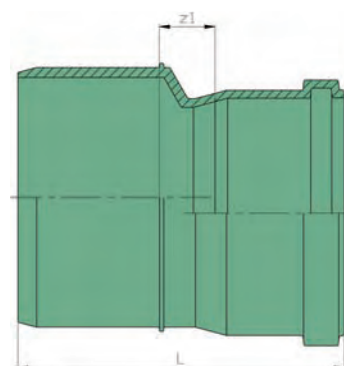
WANDSTÄRKE SN8

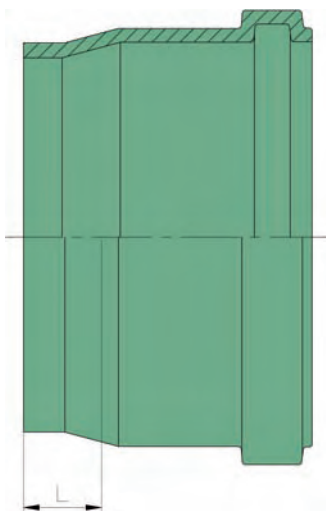
PPGB-BOGEN 87,5° S 13,3=SN8		
DN/OD	z1	z2
mm	mm	mm
125	65	77
200	101,5	121



PPGEA-EINFACHABZWEIGE 45° S 13,3=SN8					
DN/OD	z1	z2	z3	L	
mm	mm	mm	mm	mm	mm
125 x 125	29,5	156	156	321	
200 x 160	17	225	222	430	
200 x 200	45,5	248	248	485	

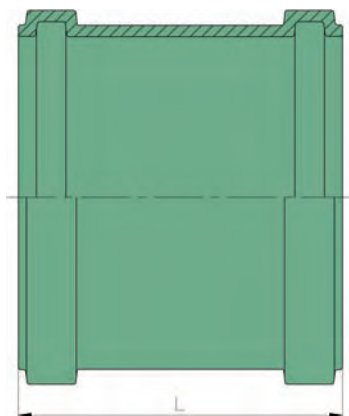
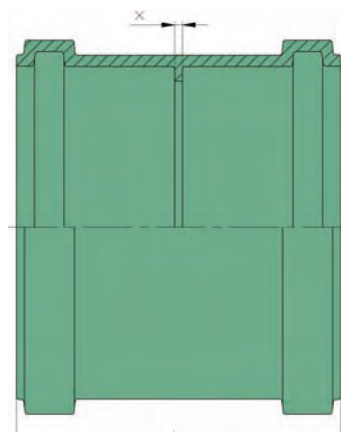
PPGR-ÜBERGANGSROHR S 13,3=SN8			
DN/OD		L	z1
mm	mm	mm	mm
125	110	156	26
160	110	190	46
160	125	191	41
200	160	224	47





PPGMS-SPIEGELSCHWEISSMUFFE S 13,3=SN8	
DN/OD	L
mm	mm
125	38
200	45
250	60
315	66

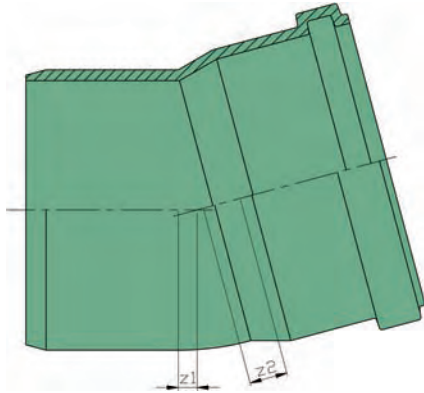
PPGMM-DOPPELMUFFE S 13,3=SN8		
DN/OD	x	L
mm	mm	mm
125	3	126
200	5	174
250	6	224
315	7,5	259



PPGU-ÜBERSCHIEBEMUFFE S 13,3=SN8	
DN/OD	L
mm	mm
125	126
200	174
250	224
315	259

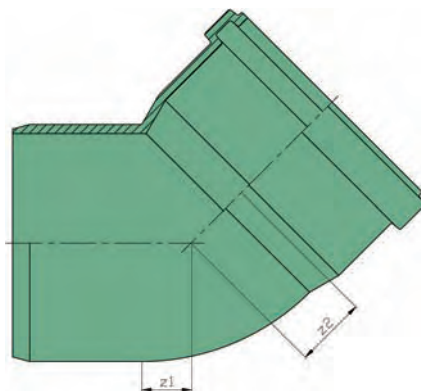
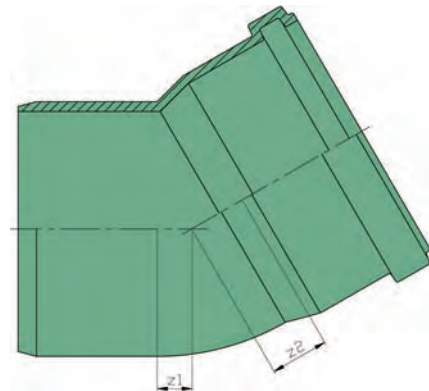
PP-KG FORMSTÜCKE VON BT

WANDSTÄRKE SN4



PPGB-BOGEN 15° S 16=SN4		
DN/OD	z1	z2
mm	mm	mm
110	6	18
160	36	32

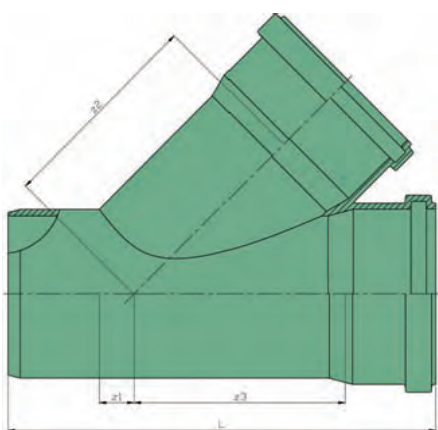
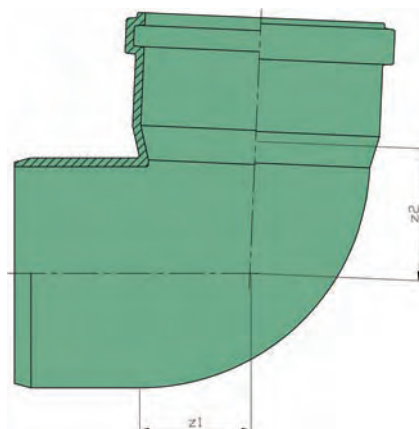
PPGB-BOGEN 30° S 16=SN4		
DN/OD	z1	z2
mm	mm	mm
110	17	24
160	36	30



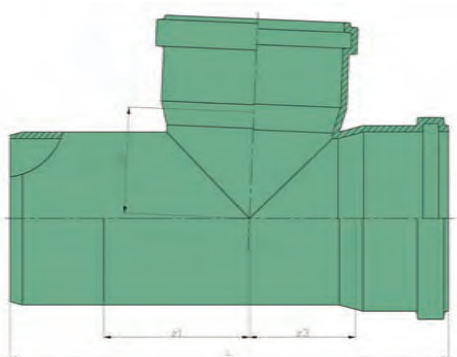
PPGB-BOGEN 45° S 16=SN4		
DN/OD	z1	z2
mm	mm	mm
110	26	30
160	36	28



PPGB-BOGEN 87° S 16=SN4		
DN/OD	z1	z2
mm	mm	mm
110	61	66



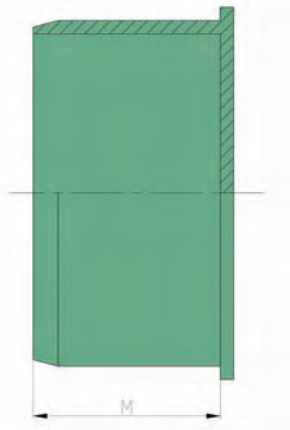
PPGEA-EINFACHABZWEIGE 45° S 16=SN4					
DN/OD	z1	z2	z3	L	
mm mm	mm	mm	mm	mm	mm
110 x 110	25	135	135	290	
160 x 110	38	175	187	396	
160 x 160	38	187	187	396	



PPGEA-EINFACHABZWEIGE 87° S 16=SN4					
DN/OD	z1	z2	z3	L	
mm mm	mm	mm	mm	mm	mm
110 x 110	60	64	64	255	

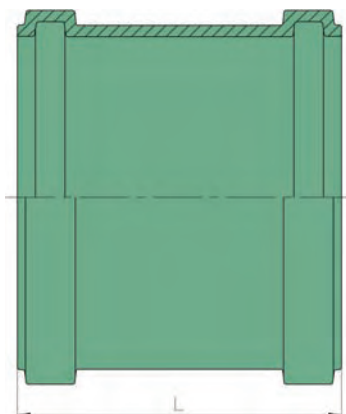
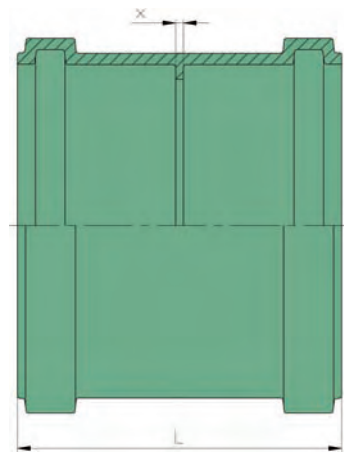
PP-KG FORMSTÜCKE VON BT

WANDSTÄRKE SN4



PPGM-MUFFENSTOPFEN S 16=SN4	
DN/OD	M _{min}
mm	mm
110	32
160	42

PPGMM-DOPPELMUFFE S 16=SN4		
DN/OD	x	L
mm	mm	mm
110	3,3	130
160	4	158



PPGU-ÜBERSCHIEBEMUFFE S 16=SN4	
DN/OD	L
mm	mm
110	130
160	158